

Precautions

- Do not attempt to disassemble or modify the product.
- Keep the product away from the external shocks or vibrations.
- Do not use the damaged or peeled cables.
- Do not use the unit outdoors.
- Product specifications and features are subject to change without notice.

Warranty Information

Free warranty service

- In case of the defect is found caused by the design or the production flaw while using the device properly, a manufacturer is responsible for the faulty product and the free warranty service for 1 year from the date of purchasing.
- Even in the warranty service period, malfunction or damage of products caused by the inevitable incident such as a natural disaster is not subject of the free warranty service.

Warranty service at a cost

- The product that free warranty service period is expired..
- Malfunction of the product caused by a user's fault.
- Malfunction of the product caused by incidents.
- Malfunction of the product caused by a natural disaster such as earthquake, flood, lightning & etc.
- In case of the warranty service at a cost, a customer should cover the transportation costs.

Sample of a user's fault

- In case of attempts to disassemble or modify the device
- In case of not following the instructions on this manual.

Please read this instructions and Q&A board on our website carefully before asking for the warranty service.

Supplied components

- dCBL-CAT7 : 1 x dCBL-CAT7 LAN cable
- iSO-CAT6 Special Edition : 1 x iSO-CAT6 block
3 x LAN cables(black, grey, dark-grey)
- Operating Instruction

Specification

dCBL-CAT7

Electronic specification

Impedance : 100 Ohm (±15%)

Support 10/100/1000Base-T, 10GBase-T

Mechanical specification

Cable outer diameter : 10mm (±1mm)

Noise filter block dimension(mm) : 120 x 25 x 25 (±0.5mm)

Gold plated contacts

Nickel plated zinc diecast connector bod

Aluminum-lined plastic foil & copper braid shield

Optional specification

Lengths from 1.5M up to 20M

Operating environment

Operating & Storage temperature : 0 ~ +40°C

iSO-CAT6 Special Edition

Isolator specification

CAT6 support

Fully shielded modular jack

High quality isolation transformer

Isolation 1500Vrms, 0.5mA, 60sec

Supplied LAN cables

Black : High resolution and dynamic

Grey : Moderate

Dard Grey : Mild and comfortable

Others

High-end audio grade sound tuning

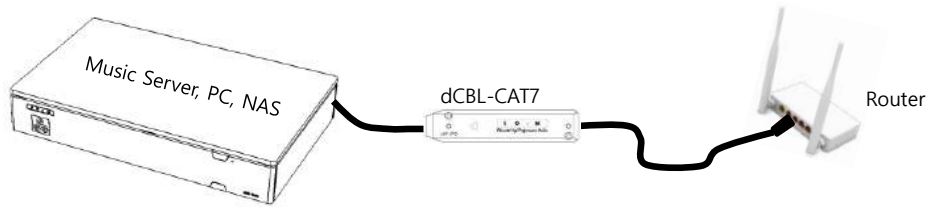
No need external power supply

S O T M


Ultimate High Performance Audio

Product User guide


1. The dCBL-CAT7 is a specially designed high end audio network cable providing stable ultra-high speed transmission with excellent sound characteristics. As the image below, place the iSO-CAT7 filter block close to the device as like a music server, pc or NAS and make a connection.




2. The iSO-CAT6 is a LAN signal isolator to enhance the audio sound quality. By using the specially designed filter which isolates LAN signal and blocks noise, iSO-CAT6 extremely improves the sound quality. As the image below, use the supplied LAN cable to connect the device as like a music server, PC or NAS to the DEVICE sign on the iSO-CAT6 and then connect to the router by the originally used LAN cable.



3. The iSO-CAT6 Special Edition consists of 1 iSO-CAT6 block and 3 different sound characteristic LAN Cables. When you use dCBL-CAT7 and iSO-CAT6 Special Edition as a package, place the iSO-CAT6 block close to the device as like a music server, PC or NAS and use one of the supplied LAN cables to connect the device and iSO-CAT6. And then connect the dCBL-CAT7 with the router and we recommend placing the dCBL-CAT7 filter block close to the iSO-CAT6.



4. The 2 sets of dCBL-CAT7 and 1 iSO-CAT6 block make your network audio system sound to the utmost. Place one of dCBL-CAT7 to the device and then another dCBL-CAT7 to the router and put iSO-CAT6 block between these 2 cables to be connected in the middle. We recommend placing the dCBL-CAT7 filter block close to the device all the time.



CAUTION : Please make sure that all connections must be made after turning off all devices. The above guidelines such as sequence of the cable arrangement or direction of filter blocks are highly recommended but not a prerequisite. The sequence of the cable arrangement and direction of filter blocks can be changed by user's system and preference. The sound characteristics of the cable close to the device is the most well-represented.